

Ion Duet

Designer: Woven Image

Application(s): Workstations, Partitions

Composition & Pattern

Composition 100% PET (60% post-consumer recycled)

Colours Available 20

Pattern Type Embossed

Dimensions & Weight

Dimensions Length: 2700mm (+/-3 mm), Width: 1120mm (+/- 3mm), Thickness: 12mm (+/- 10%)(16mm including typography)

Unit of Sale Panel

Unit of Sale Net Weight (kg) 9

Performance

Fire Test Result ISO 9705: Group 1, BS EN 13501.1: Classification B - s1, d0, ASTM E84 Unadhered: Class 1 or A

Acoustic Performance Standard Test Method AS ISO 354: 2006 (R2016)

Additional Acoustic Information see last page on absorption area in m² Sabin table and graph.

Colour Fastness to Light Standard Test Method ISO 105 B02

Colour Fastness Light Rating 6 - 7

Light Reflectance Standard Test Method ASTM E1477

Light Reflectance Value Luminous Reflectance Factors (see table below for all colours):
Dark (550 Onyx): 2.76, Mid (338 Jade): 20.52, Light (500 Off White): 80.44

Sustainability

VOC Emissions Results ASTM D5116: TVOC Emissions Rate: <0.02mg/m²/hr (7 days), and CDPH Standard Method v1.2: TVOC Emissions Rate: <0.054mg/m³; Formaldehyde Emissions Rate: <2µg/m³

Sustainability Performance



Declare.

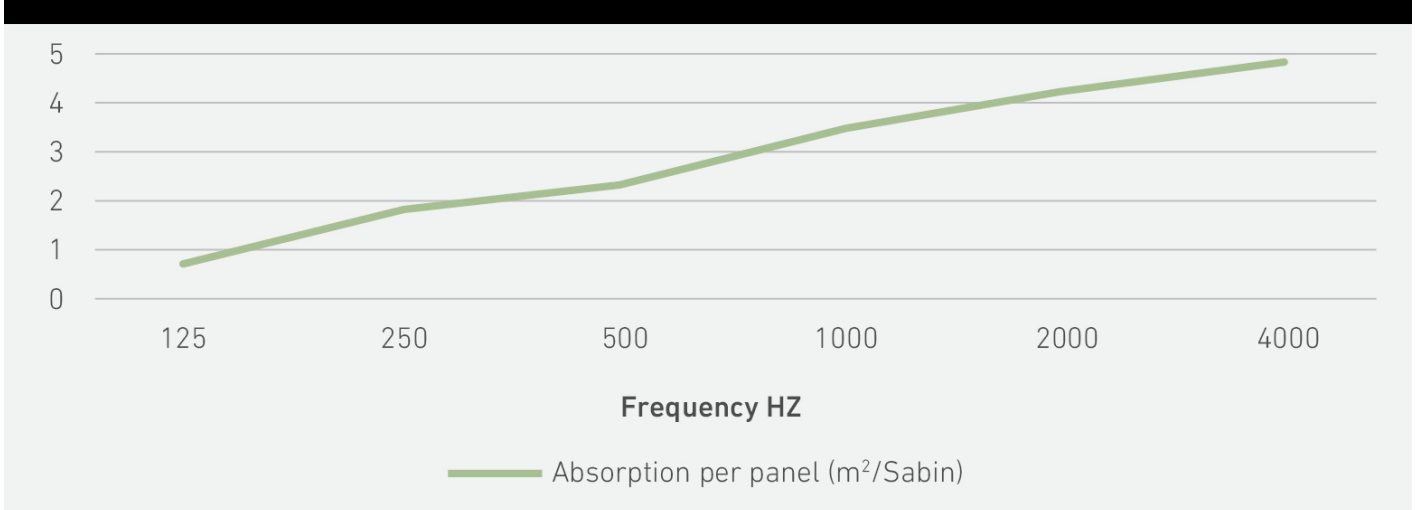


Instructions

Additional Information See Woven Image EchoPanel Care & Cleaning Guide, and Installation Guide.


Exact colour matching cannot be guaranteed between batches. Fibre mix and web variation are natural characteristics of this product.

Absorption per panel (m²/Sabin)



Pendent Dimensions mm	o.d.s* mm	Equivalent absorption area per panel (m ² Sabin)					
		125 Hz	250 Hz	500 Hz	1000 Hz	2000 Hz	4000 Hz
2400 x 1100 x 12mm	2600	0.76	1.89	2.39	3.32	4.08	4.69


*o.d.s = overall depth of system



1120



2700



COLOUR CODE	COLOUR NAME	LUMINOUS REFLECTANCE FACTOR
550	ONYX	2.76
542	BLACK	5.36
330	IVY	7.30
269	WINE	7.34
365	NAVY	8.04
193	ROUGE	10.94
447	SLATE	11.88
484	CAYENNE	13.75
167	CINNAMON	14.44
349	VINEYARD	16.76
384	OLIVE	17.60
660	CORONET	19.07
295	MANDARIN	20.07
444	SMOKE	20.09
633	PACIFIC	20.38
338	JADE	20.52
402	PEBBLE	21.25
721	NUTMEG	26.62
442	GREY	30.40
580	SAGE	32.77
579	PISTACHIO	33.98
551	BLUE	35.67
124	OCHRE	36.09
274	ORCHID	38.14
487	BLUSH	40.06
495	DUSK	41.16
468	VANILLA	42.59
101	FROST	45.64
454	MUSHROOM	52.03
573	MINT	54.87
908	CREAM	60.13
106	BUTTER	69.31
381	LIME SPLICE	69.31
500	OFF WHITE	80.44